



LIBERTY TITLE
PROTECTING PROPERTY RIGHTS SINCE 1974

Client Transfer Instructions

Learn More



2:52

LIBERTY TITLE

Login


Welcome to Liberty Pay

PERSONAL INFORMATION

First Name


Middle Name

Last Name

 Must match your driver's license or government-issued ID.

CONTACT INFORMATION

Mobile Phone We will send a security code to your mobile phone for account verification.

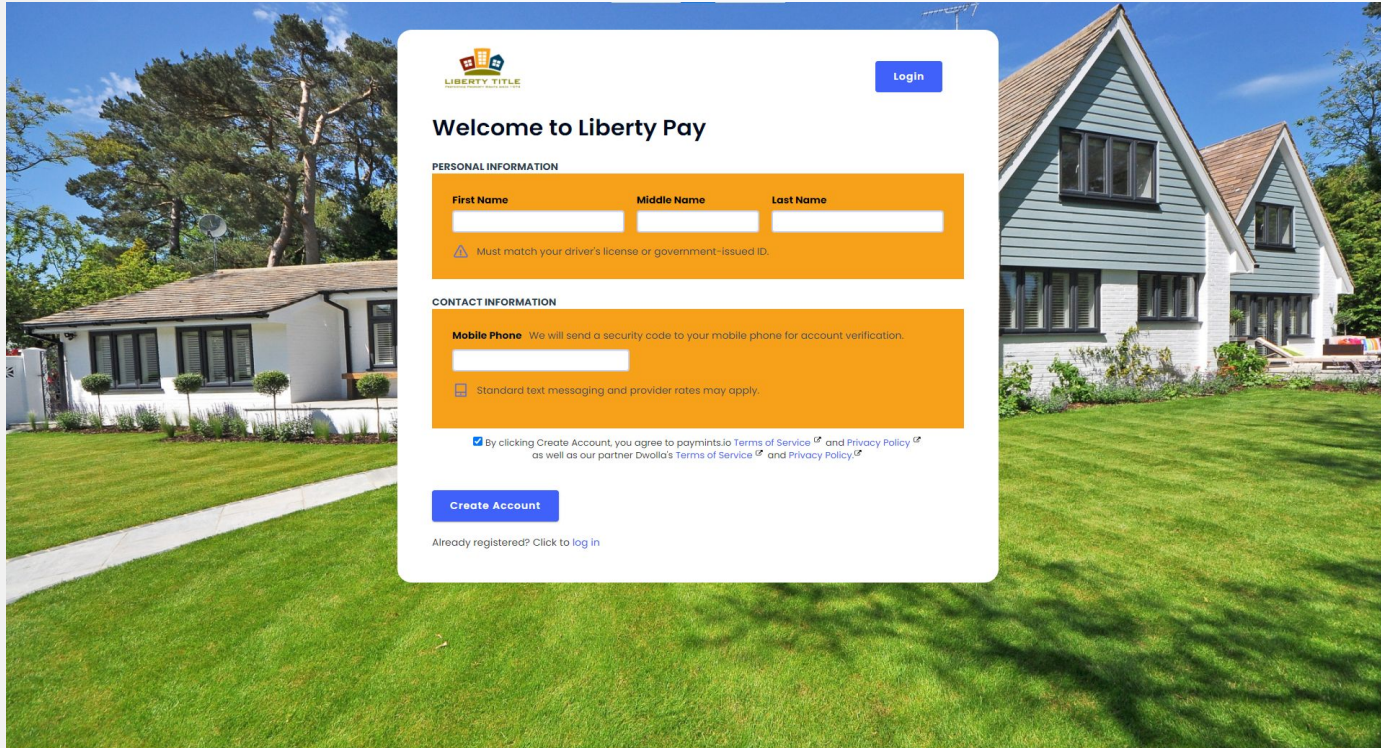
 Standard text messaging and provider rates may apply.

By clicking Create Account, you agree to [payments.io Terms of Service](#) and [Privacy Policy](#) as well as our partner Dwolla's [Terms of Service](#) and [Privacy Policy](#).

#libertytitle.paymints.io

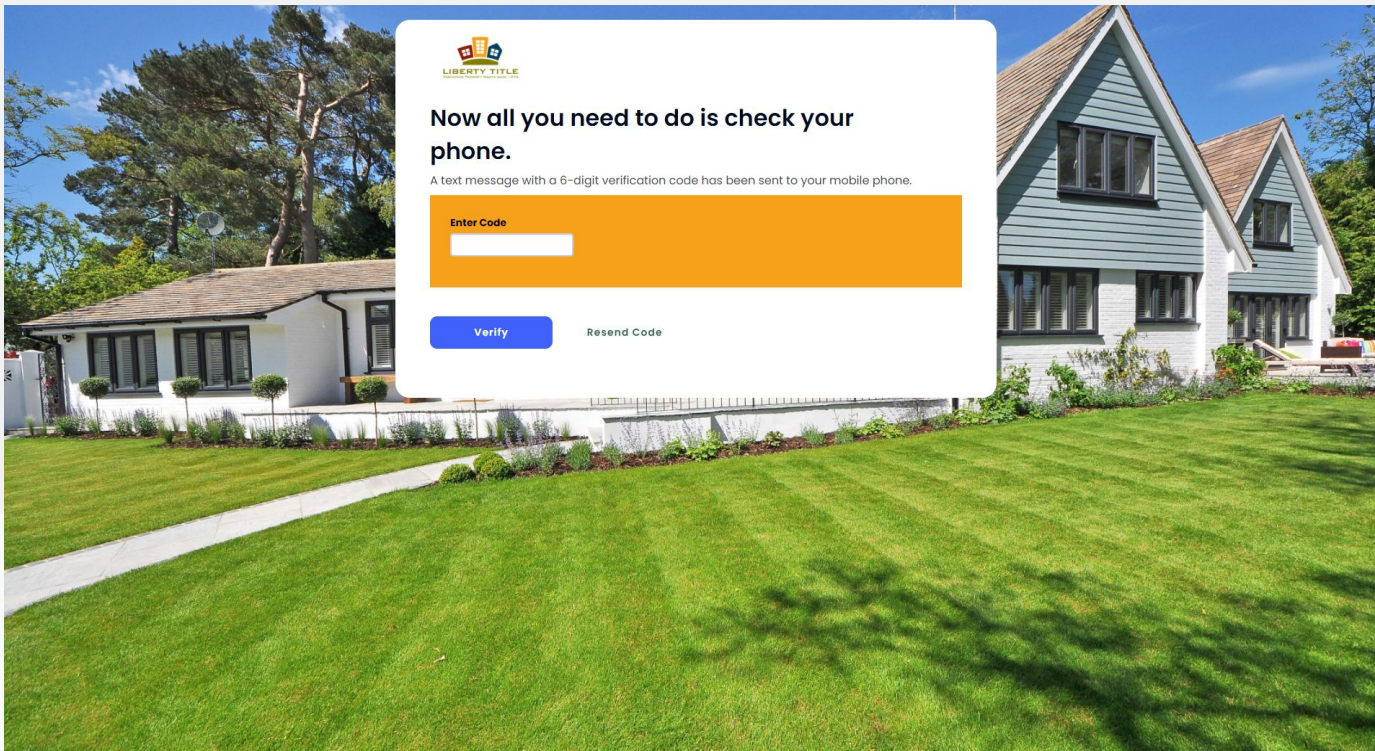
1

Start by going to libertytitle.paymints.io. Create an Account by inputting your first and last name and your mobile phone number. We will send you an authentication code via text




2

Enter the authentication code you should have received via text message.



3

Click the green plus sign beside "Transfers" to start a new transfer.



4

Please input your personal information for an OFAC check.

LIBERTY TITLE

Your account has been verified, Lucas.

Now we need to verify your social security number and date of birth, and then we'll be ready to connect to your bank.

Social Security Number
Social Security Number

Date of Birth
mm/dd/yyyy

Email Address
Email Address

Address Associated with Bank Account

Address 1

Address 2

City

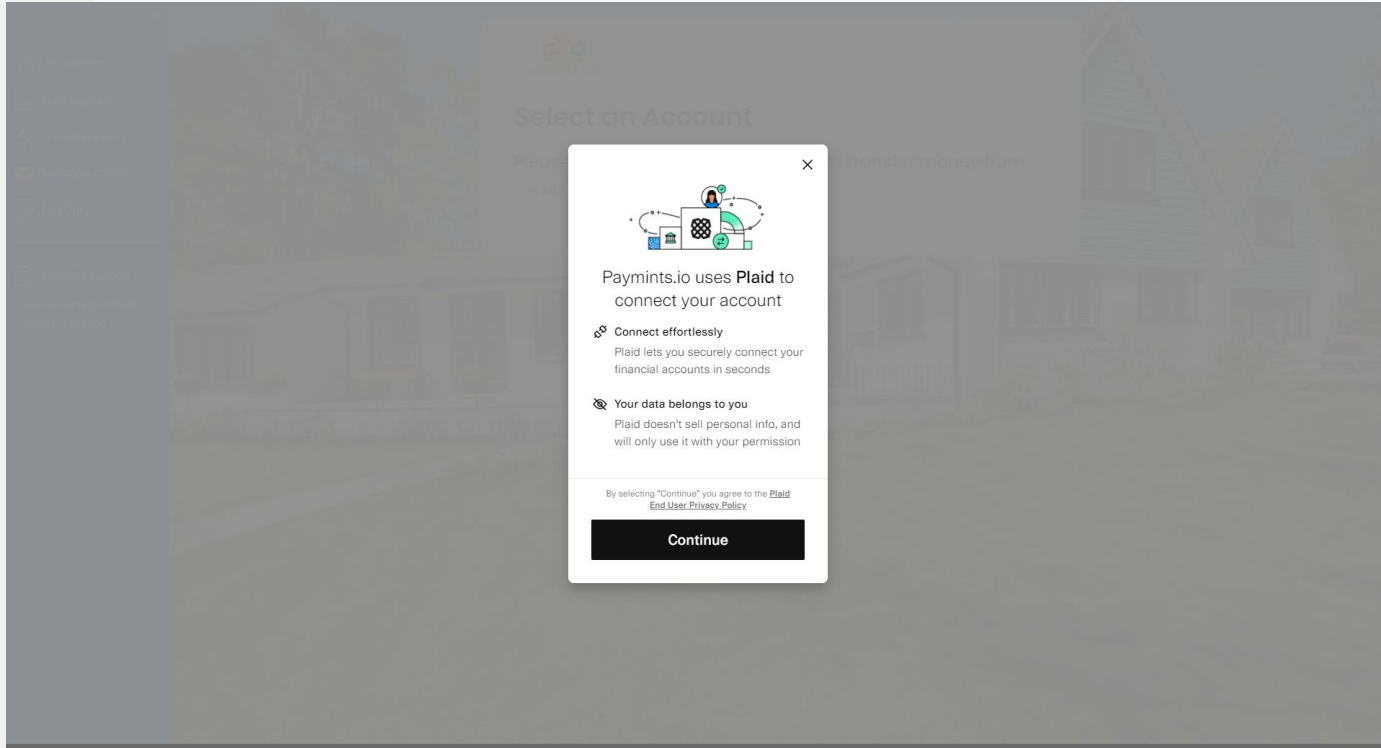
State

Navigation Menu:

- My Account
- Bank Account
- Transfer History
- Message Center
- Log Out
- Contact support
support@paymnts.io
1-888-921-1090

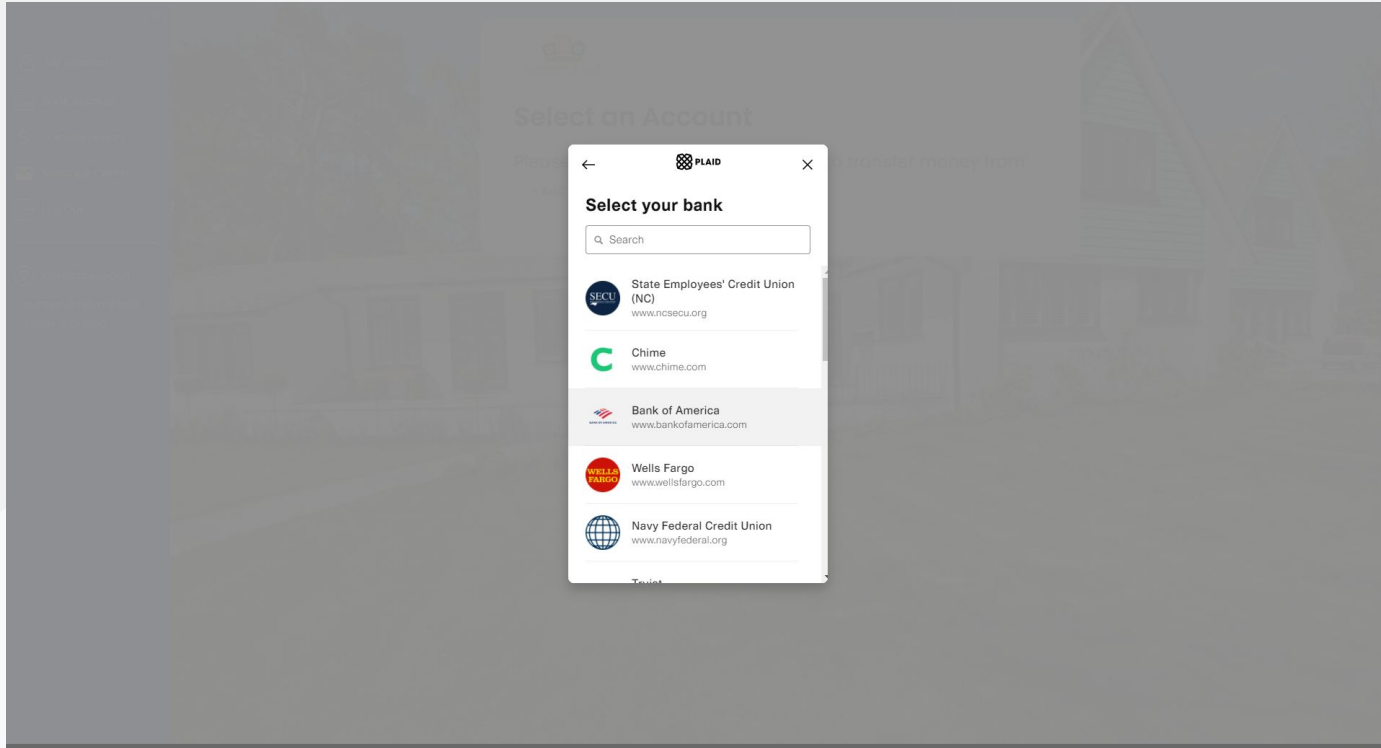
5

Next you will see the Plaid screen. Plaid is the most secure way to connect your bank account electronically. We do not share or store any banking credentials. Please click continue.



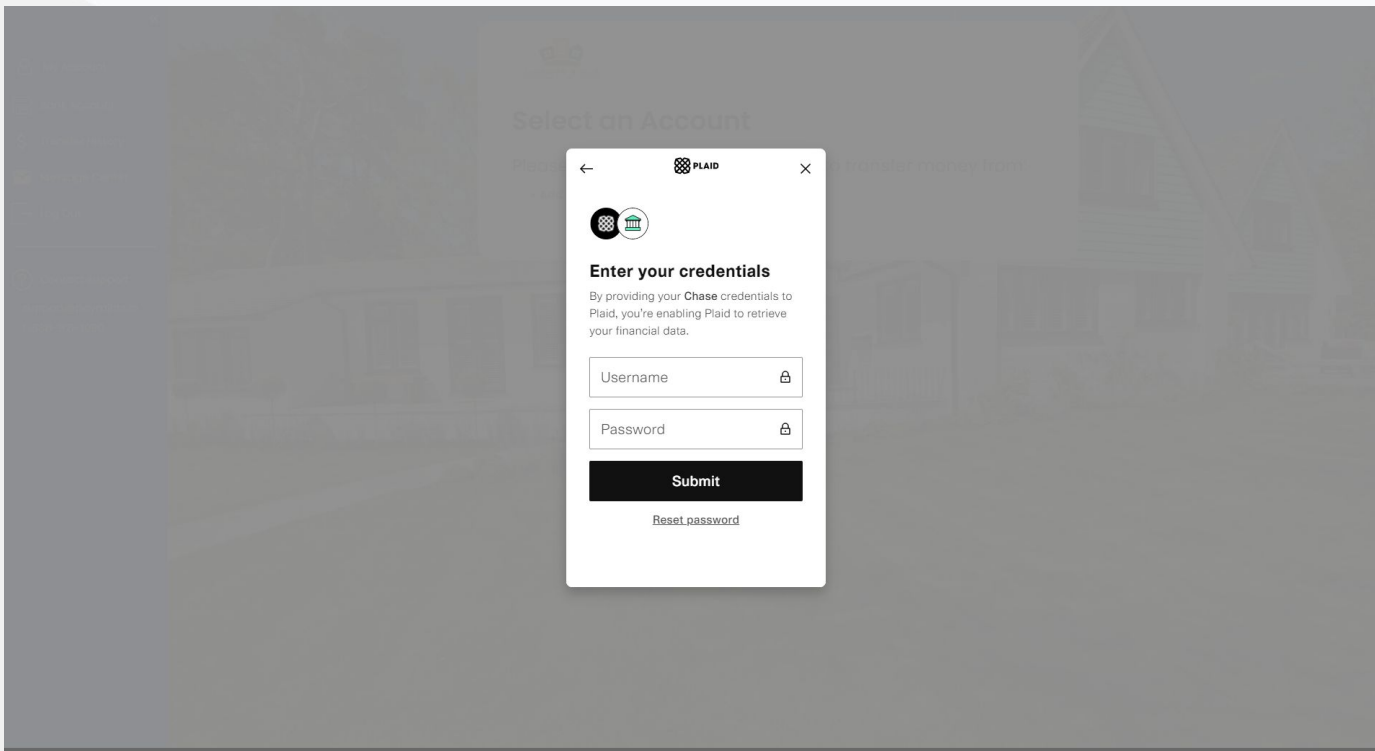
6

Plaid allows us to connect to over 12,000 financial institutions. What you will first see are the most banks used on our platform. If you do not see your bank click in the search bar and type in the name of your bank. Select your financial institution.



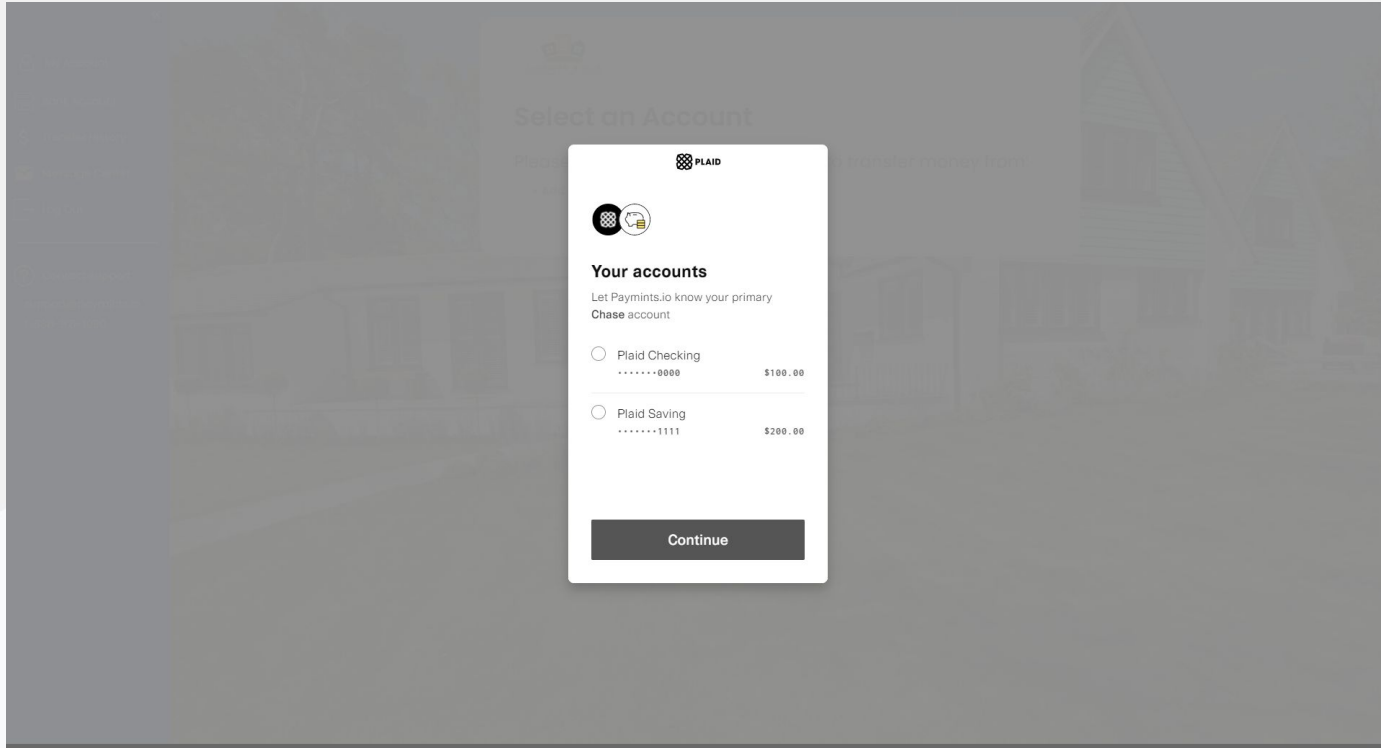
7

Login to your bank account with your online banking credentials. After you have selected your financial institution, log in to your bank using your online banking credentials. This will allow you to view all of your accounts which are eligible to make a transfer on our platform"



8

Please select the account that you would like to use to make the transfer.



9

Once your account has been selected please click “Continue”.

LIBERTY TITLE

Select an Account

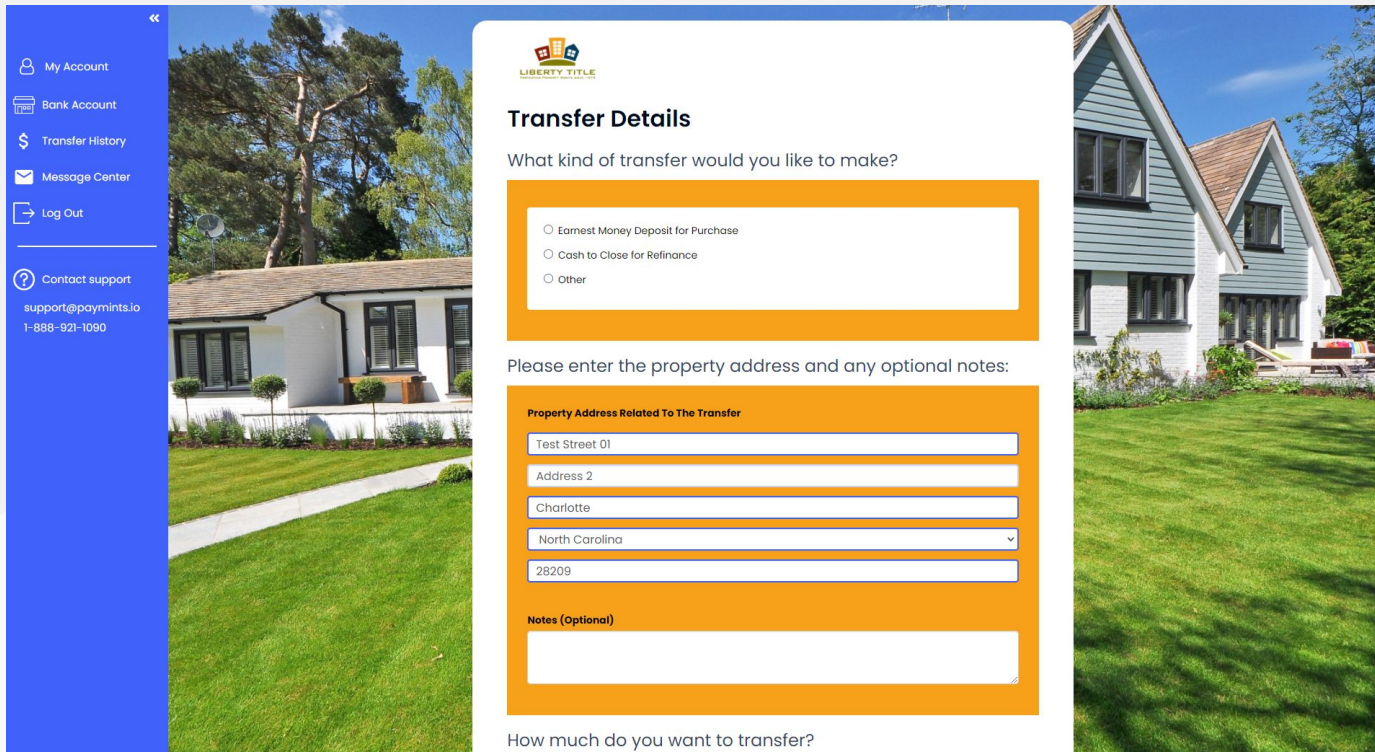
Please select the account you want to transfer money from:

Financial Institution	Account	Balance	Status
<input checked="" type="radio"/> Chase	X0000	\$100.00 as of 12/23/2021 8:31 PM EST	Verified

[+ Add Account](#) [Continue](#)

10

Please fill out the transfer details page. If you would like to add any notes about your transfer you can add that in the optional notes section.



The screenshot shows a mobile application interface for Liberty Title. On the left is a blue navigation sidebar with the following items: My Account, Bank Account, Transfer History, Message Center, Log Out, and Contact support (with email support@paymnts.io and phone number 1-888-921-1090). The main content area is a white form titled 'Transfer Details' with the Liberty Title logo at the top. The form asks 'What kind of transfer would you like to make?' and provides three radio button options: 'Earnest Money Deposit for Purchase', 'Cash to Close for Refinance', and 'Other'. Below this, it prompts the user to 'Please enter the property address and any optional notes:'. The address section is titled 'Property Address Related To The Transfer' and contains five input fields: 'Test Street 01', 'Address 2', 'Charlotte', 'North Carolina' (a dropdown menu), and '28209'. There is also a 'Notes (Optional)' section with a text area. At the bottom of the form, the text 'How much do you want to transfer?' is visible. The background image shows a white house with a green lawn and trees.

LIBERTY TITLE

Transfer Details

What kind of transfer would you like to make?

Earnest Money Deposit for Purchase

Cash to Close for Refinance

Other

Please enter the property address and any optional notes:

Property Address Related To The Transfer

Test Street 01

Address 2

Charlotte

North Carolina

28209

Notes (Optional)

How much do you want to transfer?

11

Review your transfer details if all of the information is correct please click "Make Transfer".

The screenshot shows a mobile application interface for reviewing a transfer. On the left is a blue sidebar with navigation options: My Account, Bank Account, Transfer History, Message Center, Log Out, and Contact support (support@paymnts.io, 1-888-921-1090). The main content area is a white card with the Liberty Title logo at the top. The card title is "Review" with a subtitle: "Please confirm that the information below is correct before continuing." Below this, it shows "Transfer From:" (Chase Account X7311) and "Transfer To:" (Liberty Title Agency Inc, 111 N Main Street, Ann Arbor, Michigan 48104). A "Details" section contains a table with columns for Transfer Date, Purpose, Subject Property, and Note. The table shows a transfer of \$1.23 on 12/08/2021 for an Earnest Money Deposit For Purchase at Test Street 01, Charlotte, North Carolina 28209. At the bottom of the card, it displays "Earnest Money Deposit For Purchase Amount" as \$1.23 and "TRANSFER TOTAL AMOUNT" as \$1.23. There are three buttons at the bottom: "< Back", "Make Transfer", and "Save & Come Back Later".

Review
Please confirm that the information below is correct before continuing.

Transfer From: Chase Account X7311

Transfer To: Liberty Title Agency Inc
111 N Main Street
Ann Arbor, Michigan 48104

Details

Transfer Date	Purpose	Subject Property	Note
12/08/2021	Earnest Money Deposit For Purchase	Test Street 01 Charlotte, North Carolina 28209	

Earnest Money Deposit For Purchase Amount \$1.23

TRANSFER TOTAL AMOUNT
\$1.23

< Back **Make Transfer** Save & Come Back Later

12

Once you have clicked “Make Transfer” both you and Liberty Title will receive email notifications that the transfer has been initiated. You will also receive an email notification when the transfer arrives in Liberty Title’s account. You can also add additional email recipients if you would like to send the transfer details to anyone else involved in the closing.

My Account
Bank Account
Transfer History
Message Center
Log Out

Contact support
support@paymnts.io
1-888-921-1090

LIBERTY TITLE

Your transfer is now pending.

You should expect to see the money come out of your account within the next business day. Check your email for a transfer summary receipt.

From Chase Account X7311 → **To** Liberty Title Agency Inc
111 N Main Street
Ann Arbor, Michigan 48104

Details

Transfer Date	Purpose	Subject Property	Note
12/09/2021	Earnest Money Deposit For Purchase	Test Street 01 Charlotte, North Carolina 28209	

Earnest Money Deposit For Purchase Amount \$123

TRANSFER TOTAL AMOUNT
\$1.23

You can send a receipt of this transfer to up to 5 people. If you wish to do so, please enter their email addresses below:

Add email address
Add email address
Add email address
Add email address
Add email address

Contact Us

If you experience any issues, please contact support@paymints.io or 1-888-921-1090

Enjoyed your transfer experience?
Please let us know & tell a friend!

